

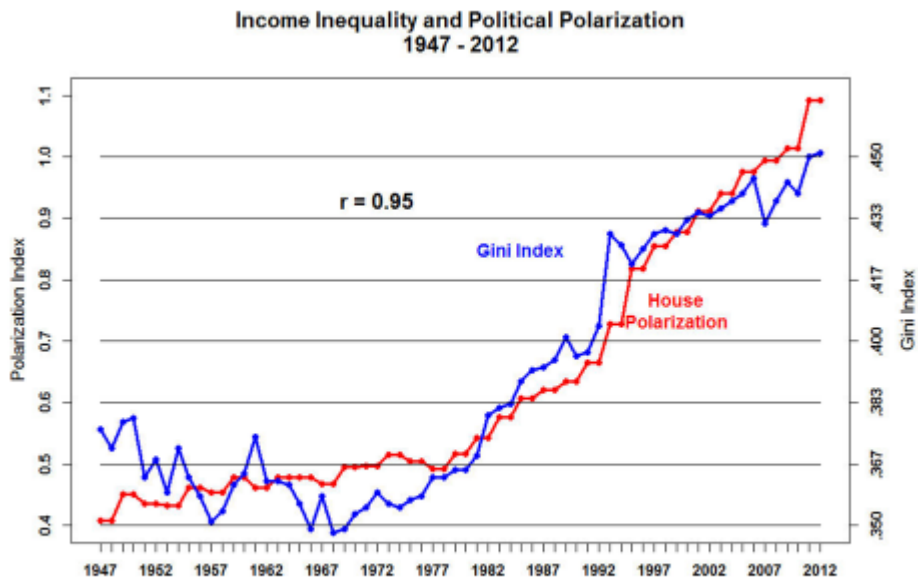
**Final Examination POLS 4790H
The Politics of Income Inequality**

17 December 2014

Professor Poole

**PLEASE KEEP YOUR ANSWERS *SHORT AND SPECIFIC* TO ALL
QUESTIONS**

1. What does the Gini Index measure and how is it computed?



2. What are the main problems with the Dodd-Frank Act?

3. What is the importance of this Figure from *Polarized America*?

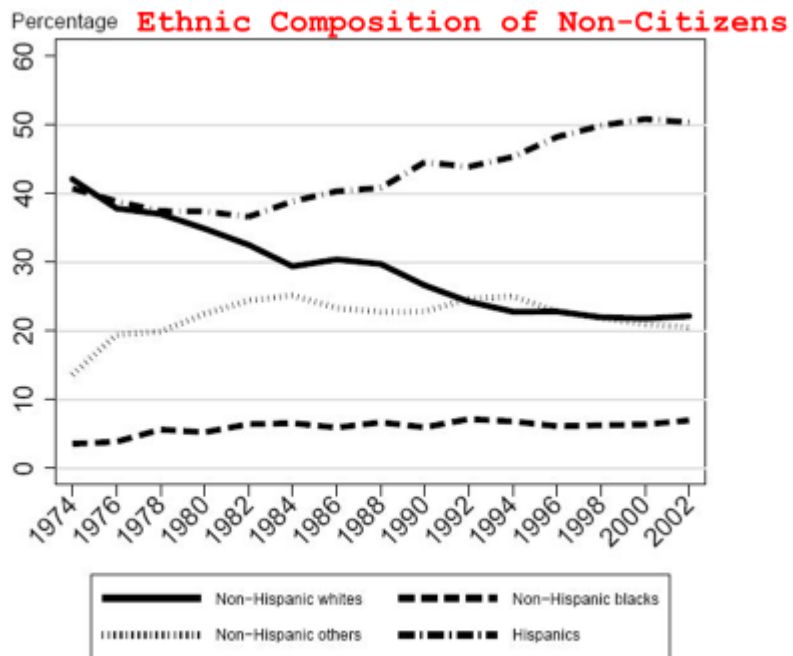
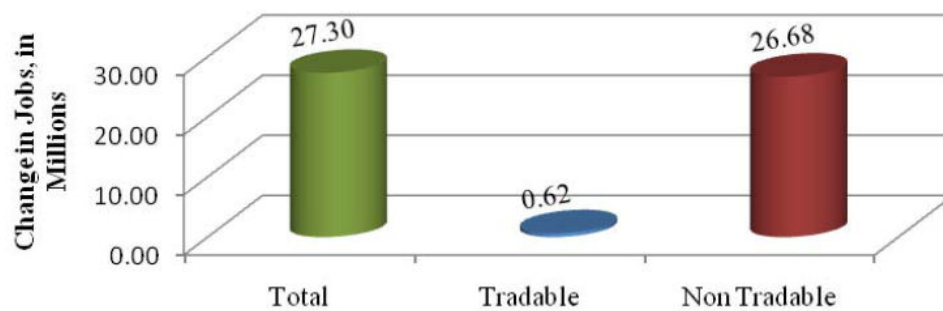


Figure 4.6

4. What does this figure tell us about the changes in the economy over the past several decades?



Source: Authors' calculations using Bureau of Labor Statistics historical data series

5. What is Assortative Mating and Why is it Important?

6. What does this figure from Saez-Zucman tell us about the Political leadership of the USA?

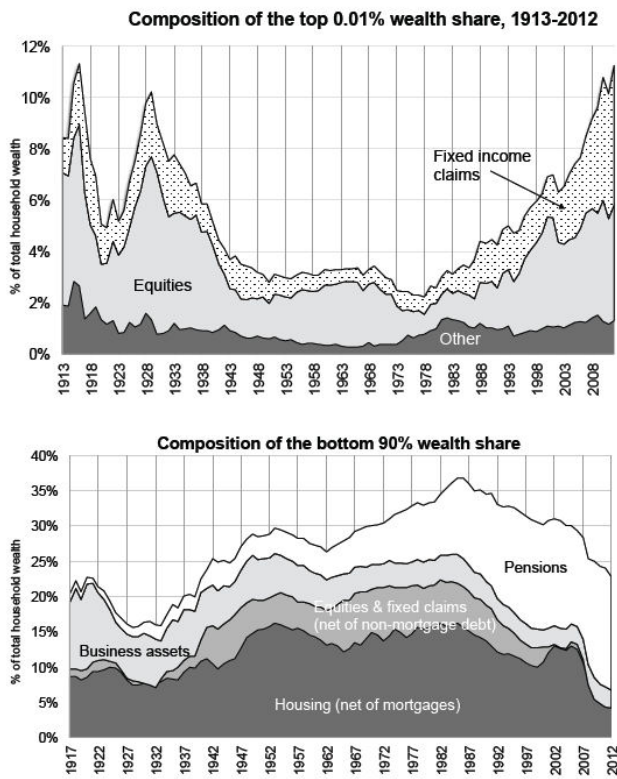


Figure 8: The Top .01% and Bottom 90% Wealth Share Composition

Notes: The top panel plots the top .01% wealth share and its composition from 1913 to 2012. The category other includes business assets, net housing wealth, and pension wealth. The bottom panel plots the bottom 90% wealth share and its composition from 1917 to 2012 lumping together the category of equities, fixed claim assets, and non-mortgage debt. Source: Appendix Table B5.

- 7. What are the major deficiencies of our education system that contribute to the increase in income inequality?**

8. What is the importance of the Taft-Hartley Act? Has it been in the news lately?

