

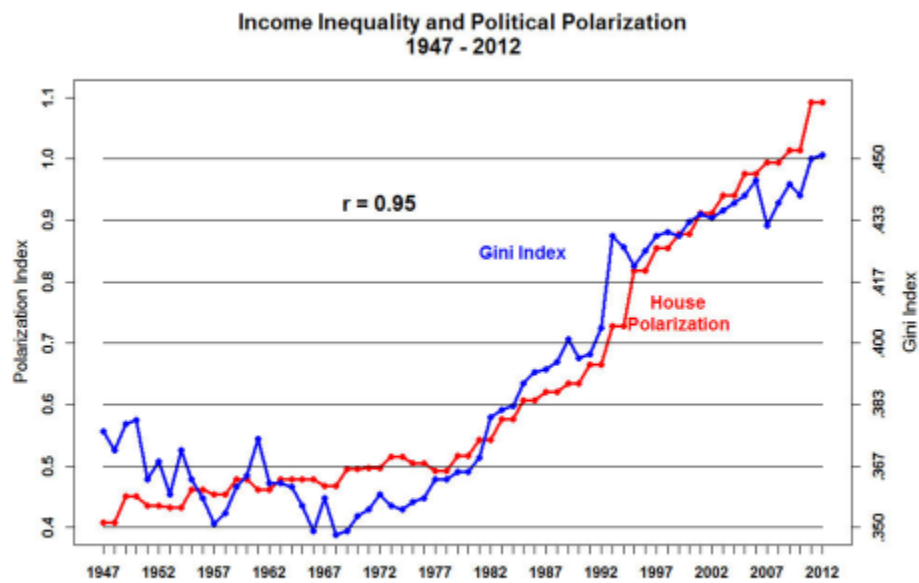
**First Examination POLS 4790**  
**The Polarization of American Politics**

**26 September 2014**

Professor Poole

**PLEASE KEEP YOUR ANSWERS *SHORT AND SPECIFIC* TO ALL  
QUESTIONS**

1. What does the Gini Index measure and how is it computed?



**2. Below is Table 2.1 from Morris Fiorina's *Culture War*? What does the table tell us about polarization?**

---

TABLE 2.1		
Party Activists are More Extreme than Partisan Identifiers		
	DELEGATE DIFFERENCE	IDENTIFIER DIFFERENCE
Government should do more to solve national problems	72	13
Cut taxes to improve economy	67	35
Make all or most tax cuts permanent	88	35
Abortion should be generally available	62	32
New anti-terrorism laws excessively restrict civil liberties	62	28
Extremely important to work through UN	72	35
No legal recognition of gay relationships	44	19
Government should do more to promote traditional values	40	35

---

3. Below is Figure 2.19A from *Polarized America*. What is the importance of this figure? Explain what the dashed and solid lines measure.

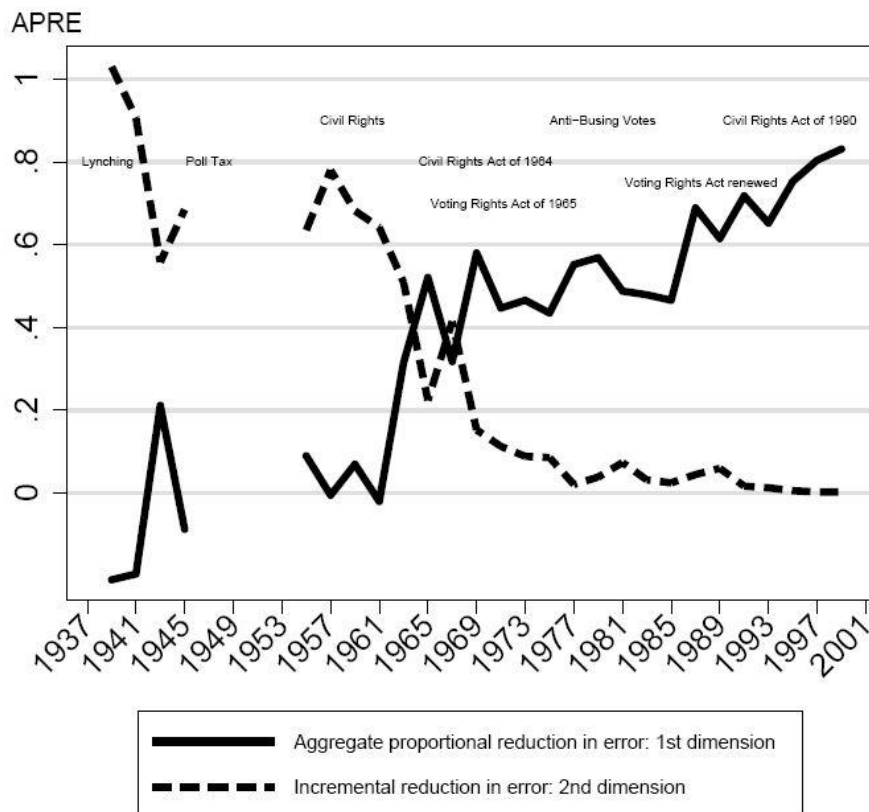
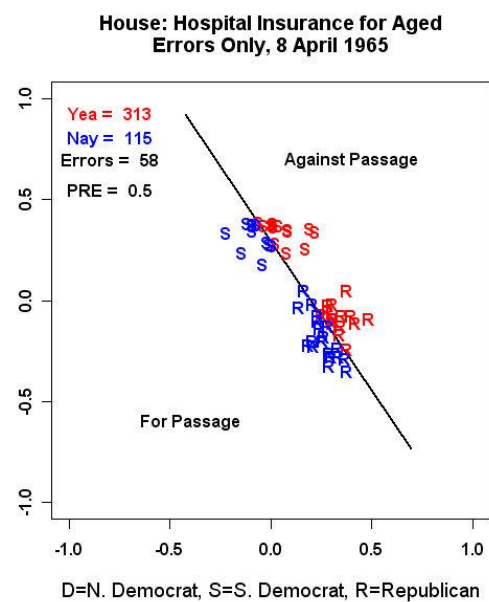
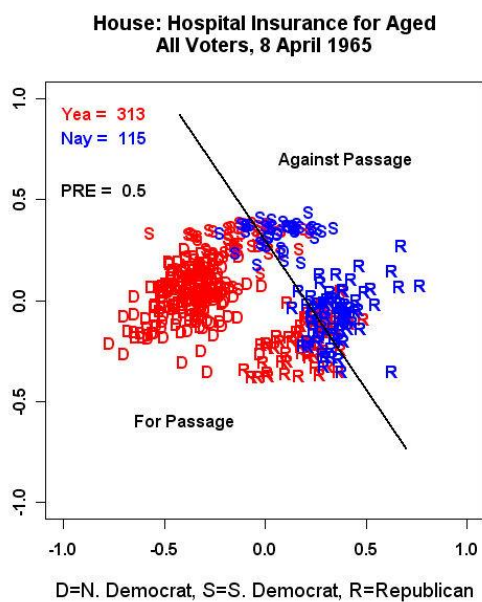
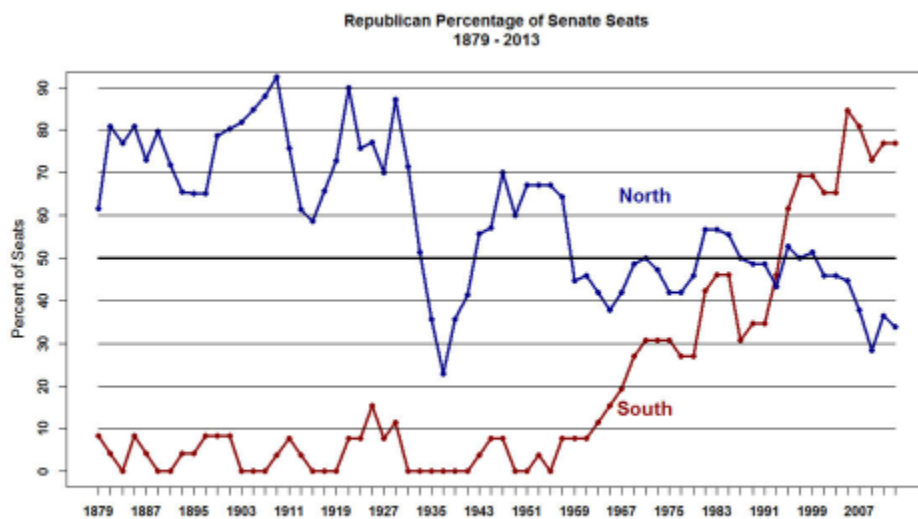


Figure 2.19A

4. Explain the spatial map below. What is shown in the panel on the left and the panel on the right?



5. Below is Figure 2.15 from *Polarized America*. Summarize the important changes in the Party System that this figure illustrates.



6. Below is Figure 2.22a (Distribution of the 2000 Bush Two-Party Vote by Counties and Districts) from *Polarized America*. Why is the graph important? What cause of polarization does it rule out?

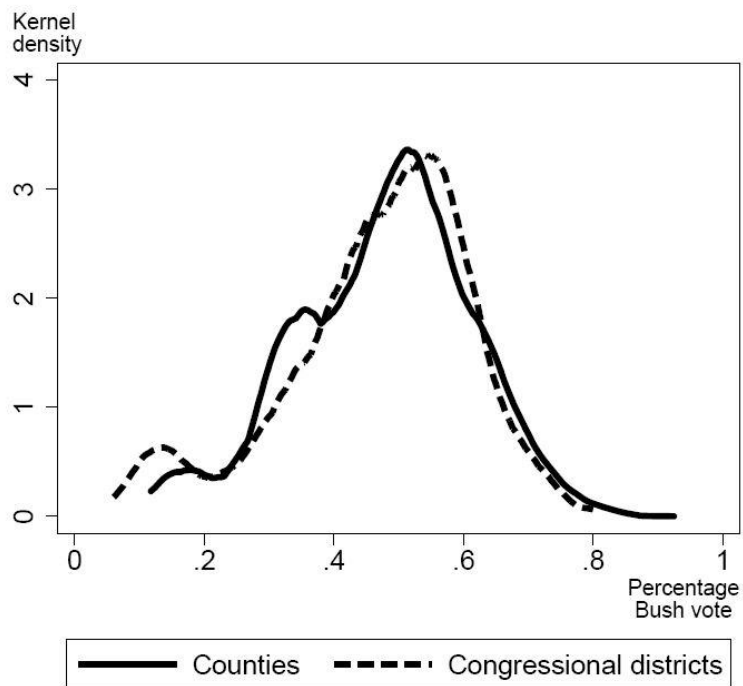


Figure 2.22A